

CFH DRUM KIT INSTRUCTIONS




Lacing - 8 ft for 10" and 12" drums. 14 ft for 14" and up
please read through instructions before starting

Awl or Punch	NOT SUPPLIED
Hammer	NOT SUPPLIED
Tack Pins	NOT SUPPLIED




1. Soak rawhide in cold water overnight, or 4-8 hours.
2. Take rawhide out of the water, lay on a flat surface. With smooth side down, (if needed) trim excess skin hanging, so the drum won't rattle when dry.*picture 1*
3. Take rawhide circle and rub back and forth against the edge of the outside area, on a wooden post/chair *picture 2*. This will stretch the rawhide out of proportion, but allow you to fold the hide over the frames edge easier.
4. Take one end of lacing and insert into the hole from top to bottom (tie off with a half hitch). Pinch lacing with thumb and pointer finger to keep tight while you tie the half hitch (where it feeds into the hole).*images 3-5* Make another half hitch.*image 6* Take the other end of lacing directly across and repeating the half hitch steps.
5. Repeat this process on all the lacing for the drum. *images 7-9 for 10" and 12" kit, and images 20-22 for 14" and up kits* Make sure they are all tight and have the same tension. Cut off excess lacing to no shorter than 1/2" from knot.*see picture 10*
6. Take leather handles and center it where the lacing comes together in center of drum. Wrap the leather handle 3"- 4" at the end*See pictures 11-12*. Split the handle from the end until you reach the lacing. Then take one of the split ends and wrap it around 1 rawhide lace. Tie in a square knot with the other split end.*pictures 13-19*
7. Hang to dry (you can use a fan as well).
8. NOTE: DO NOT BEAT ON THE DRUM UNTIL IT IS COMPLETELY DRY. DO NOT DRY BY A HEATER. TACKS CAN BE USED TO PIN DOWN THE RAWHIDE



Centralia Fur & Hide
2012 Gallagher Rd.
Centralia, WA 98531

Email
Sales@furandhide.com
Web
www.FurandHide.com


9




10



11



12



13



14



15



16



17



18



19




20



21



22



Check out some of our other kits!
 Rattle kit
 Medicine bag kit
 Dream catcher kit
 Turtle shell rattle kit
 Moccasin kit

